



China Sourcing Update

November 9, 2017

Prices of Chemical Textile Materials

1. Price indices of polyester go up in October

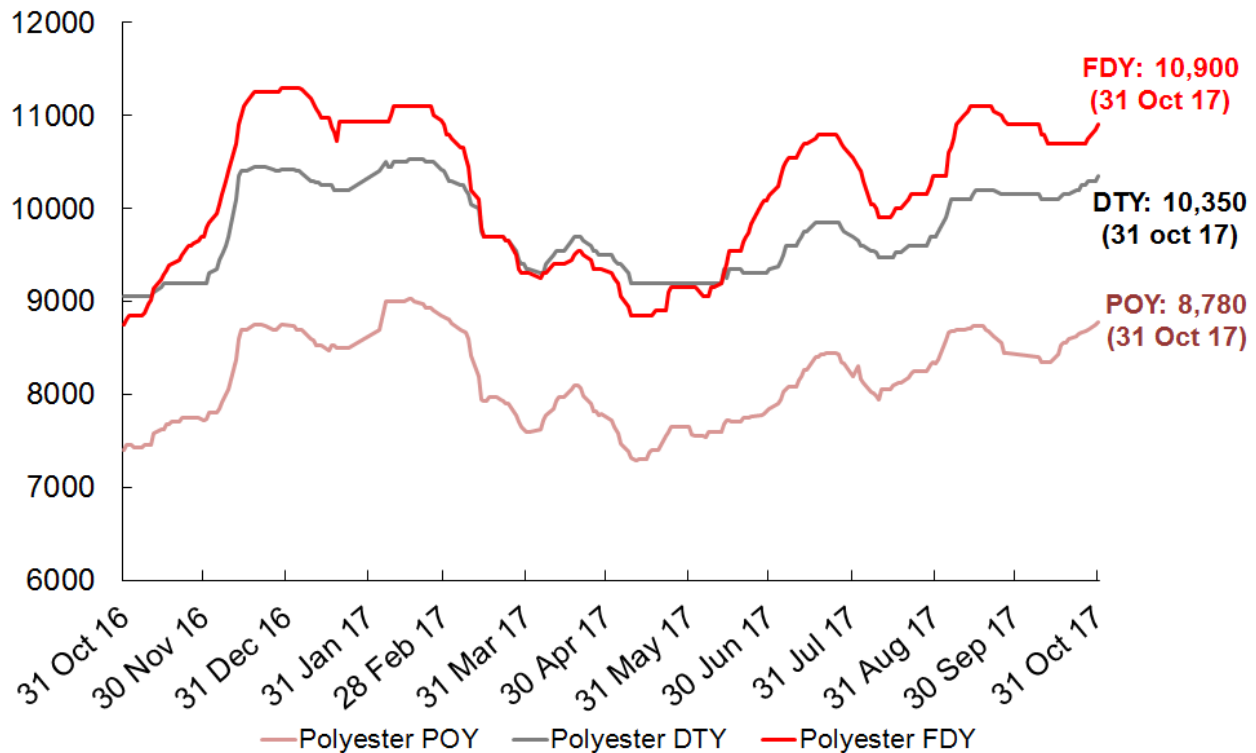
The price indices of polyester¹ rose during mid- to late October (see exhibit 1). For example, the price index of polyester POY climbed from 8,350 on 13 October to an eight-month high of 8,780 on 31 October.

The main reasons for the increase in the prices of polyester in the month were high upstream costs and an improved restocking demand from downstream manufacturers.

Looking ahead, we believe that the prices of polyester will stay high in the near future as upstream costs are likely to remain high and the restocking demand for polyester is expected to stay strong.

¹ The indices are compiled by the China Chemical & Fiber Economic Information Network (CCFEI).

Exhibit 1: Price indices of polyester, October 2016 to October 2017



Source: China Chemical & Fiber Economic Information Network

2. Price index of acrylic staple fiber rises in October

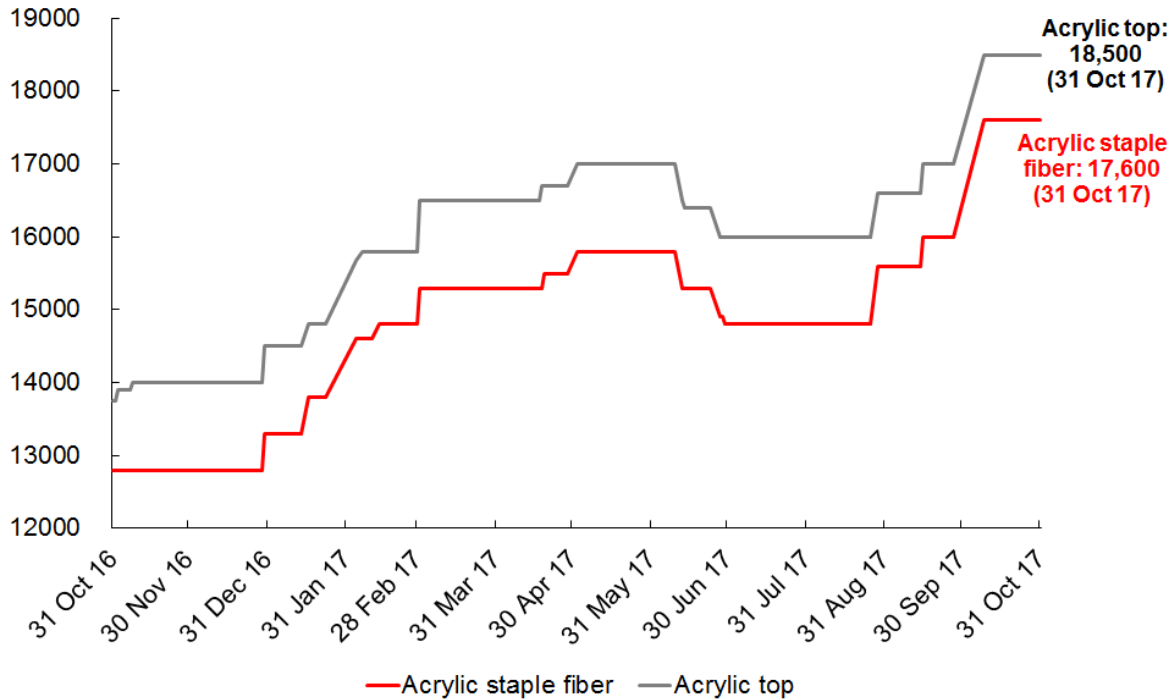
The price index of acrylic staple fiber² jumped from 16,000 on 27 September to 17,600 on 9 October, the first trading day in October, before staying at the same level till the end of the month (see exhibit 2).

The hike in the prices of acrylic staple fiber was mainly attributable to a rise in the prices of acrylonitrile, the major upstream material of the fiber, in early October.

Looking ahead, we expect the prices of acrylic staple fiber to fall in the near future, as the prices of acrylonitrile plunged during mid-October to early November.

² The index is compiled by the China Chemical & Fiber Economic Information Network (CCFEI).

Exhibit 2: Price indices of acrylic, October 2016 to October 2017



Source: China Chemical & Fiber Economic Information Network

3. Price indices of nylon soar in October

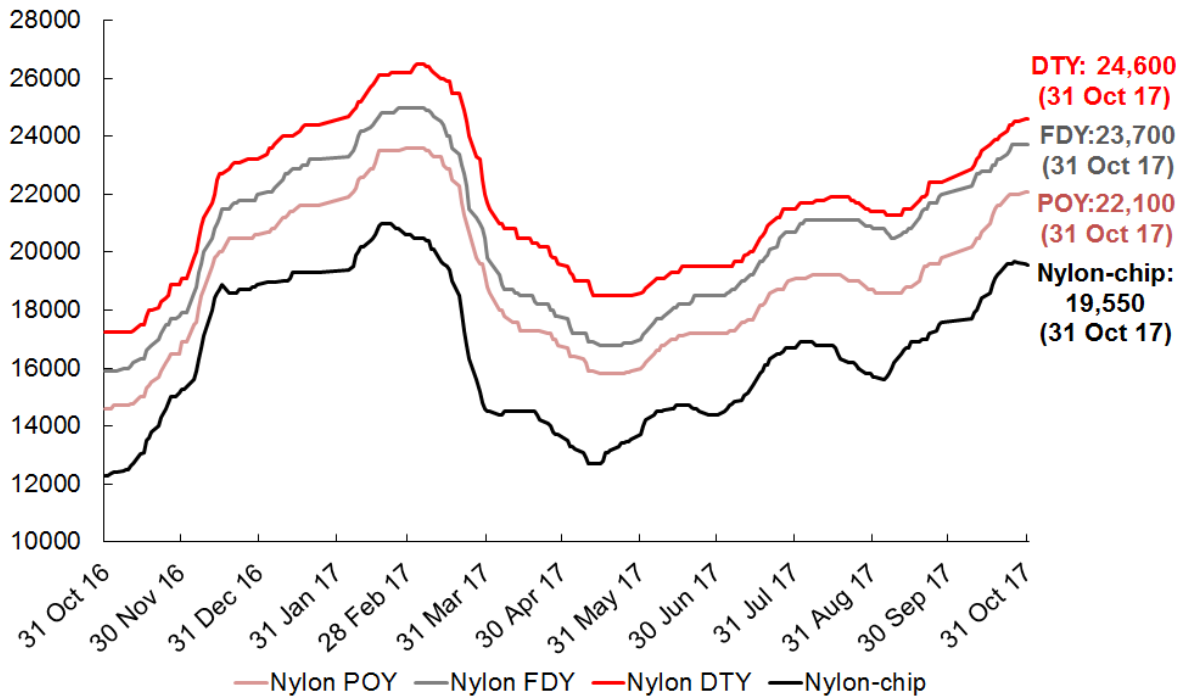
The price indices of nylon³ surged in October. For example, the price index of nylon DTY went up from 22,400 on 27 September to 24,600 on 31 October (see exhibit 3).

The main reason for the rise in nylon prices in the month was a surge in the prices of caprolactam, the major raw material of nylon, due to a tightened supply.

Looking ahead, we expect nylon prices to drop in the near future as upstream costs declined in early November.

³ The index is compiled by the China Chemical & Fiber Economic Information Network (CCFEI).

Exhibit 3: Price indices of nylon, October 2016 to October 2017



Source: China Chemical & Fiber Economic Information Network

4. Price index of viscose staple fiber falls in October

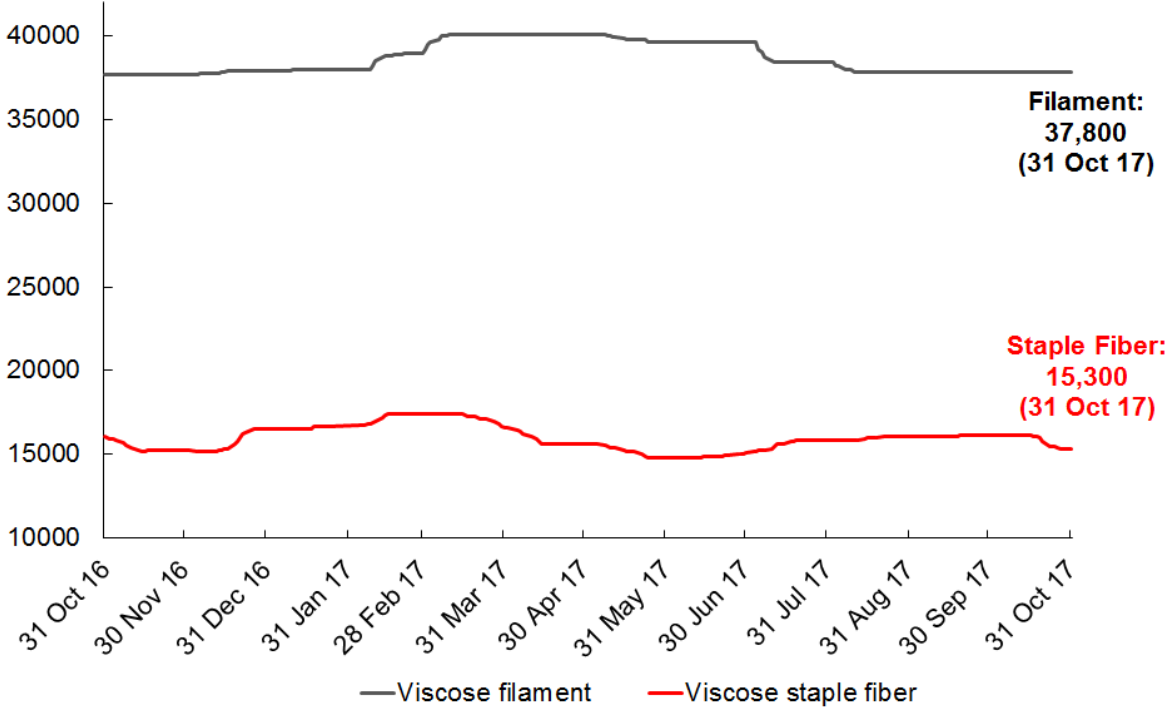
The price index of viscose staple fiber⁴ stayed flat at 16,150 during early to mid-October and went down afterwards, dropping from 16,150 on 16 October to 15,300 on 31 October (see exhibit 4).

The decline in the prices of viscose staple fiber in the second half of the month was a rise in the supply of the fiber and a soft restocking demand for the fiber from downstream manufacturers.

Going forward, the downstream demand from textile manufacturers for viscose staple fiber is likely to remain weak as the industry has entered low season. Therefore, we expect the prices of the fiber to stay low in the near future.

⁴ The index is compiled by the China Chemical & Fiber Economic Information Network (CCFEI).

Exhibit 4: Price indices of viscose, October 2016 to October 2017



Source: China Chemical & Fiber Economic Information Network

FUNG BUSINESS INTELLIGENCE

Fung Business Intelligence collects, analyses and interprets market data on global sourcing, supply chains, distribution, retail and technology.

Headquartered in Hong Kong, it leverages unique relationships and information networks to track and report on these issues with a particular focus on business trends and developments in China and other Asian countries. Fung Business Intelligence makes its data, impartial analysis and specialist knowledge available to businesses, scholars and governments around the world through regular research reports and business publications.

As the knowledge bank and think tank for the Fung Group, a Hong Kong-based multinational corporation, Fung Business Intelligence also provides expertise, advice and consultancy services to the Group and its business partners on issues related to doing business in China, ranging from market entry and company structure, to tax, licensing and other regulatory matters.

Fung Business Intelligence was established in the year 2000.

The **Fung Group** is a privately held multinational group of companies headquartered in Hong Kong whose core businesses are trading, logistics, distribution and retailing. The Fung Group employs 39,900 people across 40 economies worldwide, generating total revenue of over US\$22.5 billion in 2016. Fung Holdings (1937) Limited, a privately held business entity headquartered in Hong Kong, is the major shareholder of the Fung group of companies.

CONTACT

Helen Chin
Vice President
helenchin@fung1937.com
(852) 2300 2471

William Kong
Research Manager
williamkong@fung1937.com
(852) 2300 2404

Global Sourcing
Fung Business Intelligence
10/F LiFung Tower
888 Cheung Sha Wan Road
Kowloon, Hong Kong

T: (852) 2300 2470
F: (852) 2635 1598
E: fbicgroup@fung1937.com
W: <http://www.fbicgroup.com>



© Copyright 2017 Fung Business Intelligence. All rights reserved.

Though Fung Business Intelligence endeavours to ensure the information provided in this publication is accurate and updated, no legal liability can be attached as to the contents hereof. Reproduction or redistribution of this material without prior written consent of Fung Business Intelligence is prohibited.