


# China's top 10 provinces (2017)

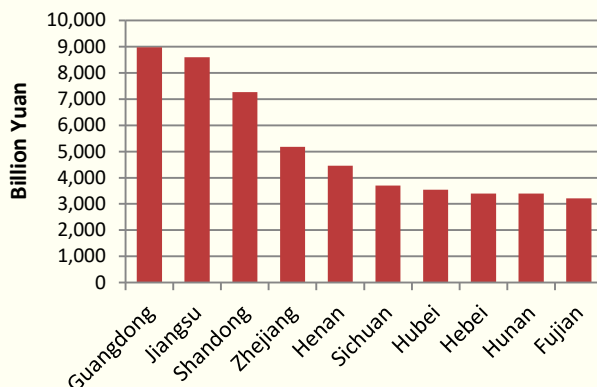
Business Policy and City Clusters in China  
March 2019

FUNG BUSINESS INTELLIGENCE


## China's No. 1 provinces



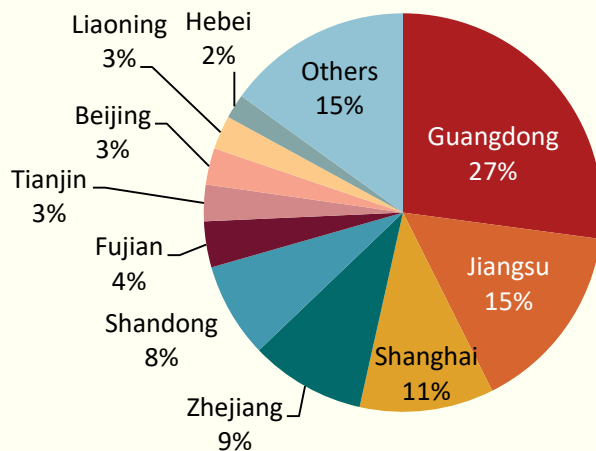
## Top 10 provinces by GDP



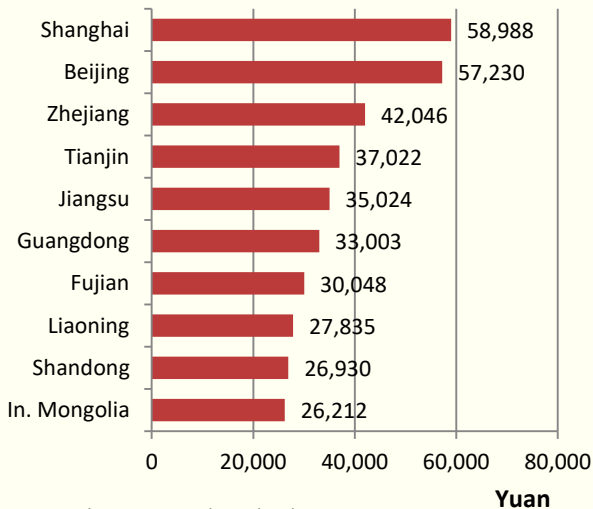
## Top 10 provinces by population



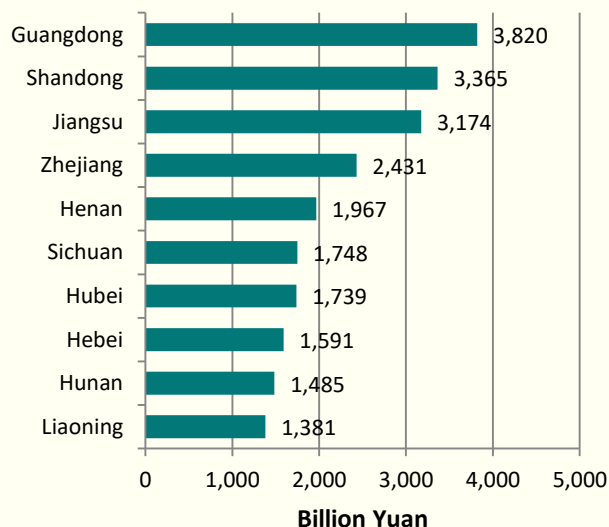
## Shares of top 10 provinces in total foreign trade by value



## Top 10 provinces by per capita disposable income



## Top 10 provinces by total retail sales of consumer goods



Data source: China Statistical Yearbook 2018

© Copyright 2019 Fung Business Intelligence All rights reserved.

Though the Fung Business Intelligence endeavours to have information presented in this document as accurate and updated as possible, it accepts no responsibility for any error, omission or misrepresentation. Fung Business Intelligence and/or its associates accept no responsibility for any direct, indirect or consequential loss that may arise from the use of information contained in this document.