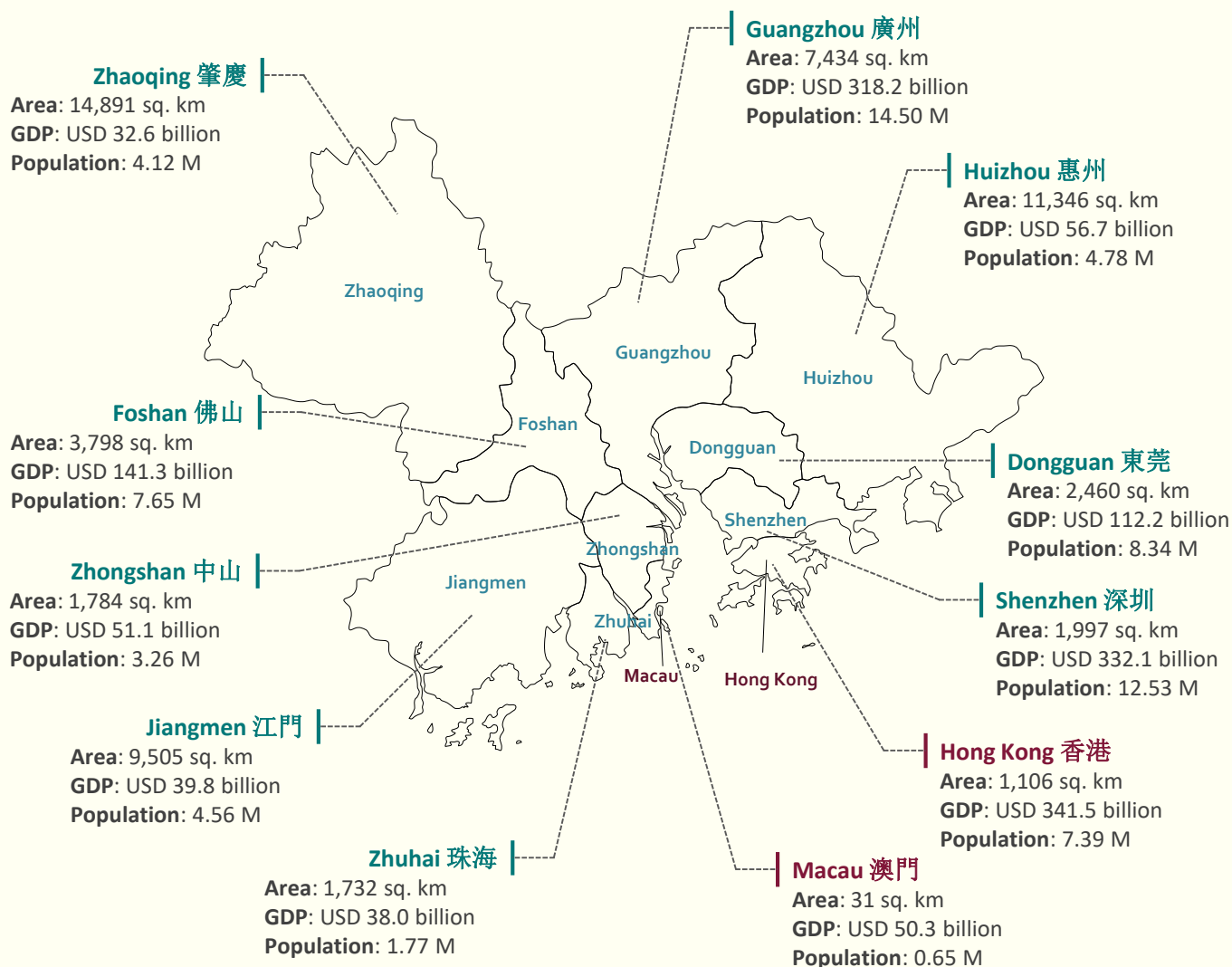


Fast facts of the Guangdong-Hong Kong-Macau Bay Area

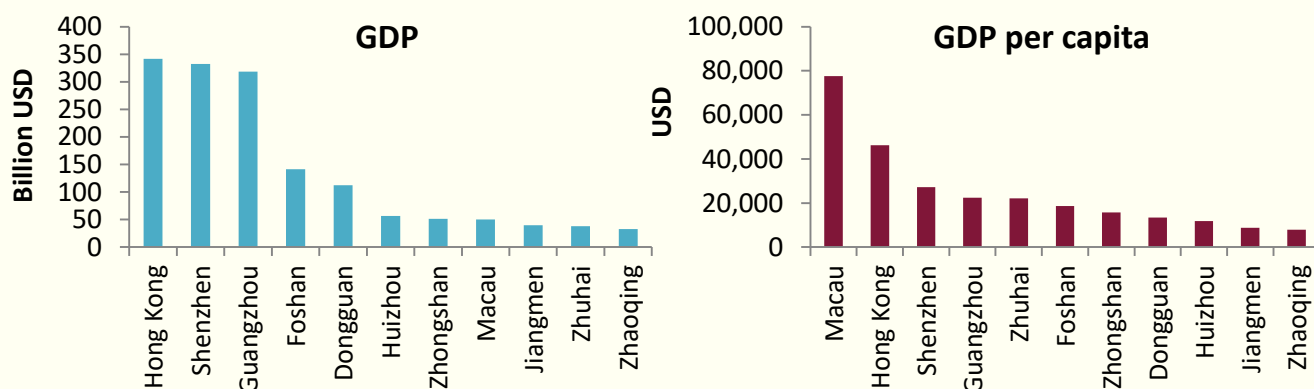
Business Policy and City Clusters in China
November 2018

FUNG BUSINESS INTELLIGENCE

Cities in the Guangdong-Hong Kong-Macau (GDHKMC) Bay Area 粵港澳大灣區 (data of 2017)



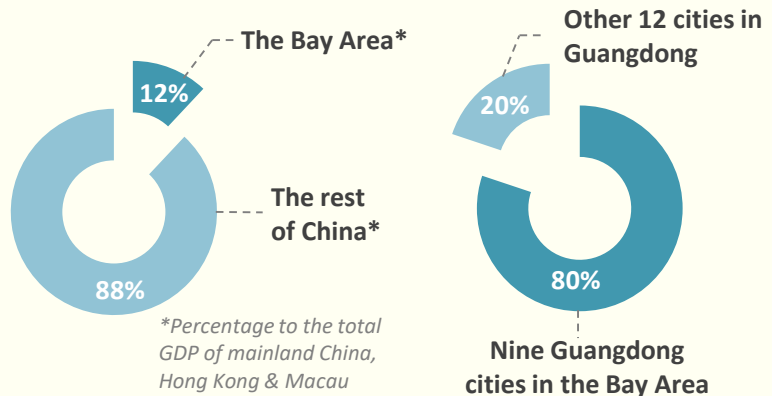
Cities of the GDHKMC Bay Area: GDP and GDP per capita (2017)



The GDHKMC Bay Area is comparable to a nation by many economic indicators

GDP (2017)

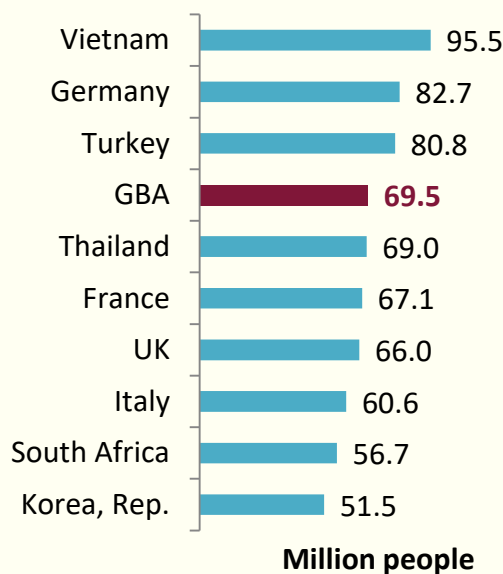
Ranking	Countries	Billion USD
1	United States	19,391
2	China	12,238
3	Japan	4,872
4	Germany	3,677
5	United Kingdom	2,622
6	India	2,597
7	France	2,583
8	Brazil	2,056
9	Italy	1,935
10	Canada	1,653
11	Russia	1,578
12	Korea, Rep.	1,531
	GDHKMC Bay Area	1,514
13	Australia	1,323
14	Spain	1,311
15	Mexico	1,150



Top 10 container ports in the world (2017)

Ranking	Port	Throughput (thousand TEUs)
1	Shanghai	40,233
2	Singapore	33,667
3	Shenzhen	25,209
4	Ningbo-Zhoushan	24,607
5	Hong Kong	20,770
6	Busan	20,493
7	Guangzhou	20,356
8	Qingdao	18,310
9	Dubai	15,368
10	Tianjin	15,069

Population (2017)



The Bay Area vs. major metropolises in the world

GDHKMC Bay Area	Greater Tokyo Area
Area: 56,084 sq. km	Area: 36,898 sq. km
GDP: 1.51 trillion USD	GDP: 1.82 trillion USD [^]
Population: 69.54 million	Population: 44 million
Administrative units included: 9 cities+2 SARs*	Administrative units included: 1 capital + 7 counties
San Francisco Bay Area	New York Metropolitan Area
Area: 17,886 sq. km	Area: 21,479 sq. km
GDP: 0.84 trillion USD	GDP: 1.72 trillion USD
Population: 7.68 million	Population: 20.32 million
Administrative units included: 9 counties	Administrative units included: 3 cities + 25 surrounding counties

* Special Administrative Regions

[^] 2016 figures

Data source: www.bayarea.gov.hk, CEIC database, World Bank, Hong Kong Marine Department, www.statista.com, www.worldpopulationreview.com, www.bayareaeconomy.org, www.sfgate.com/bayarea, Japan Statistical Yearbook 2018

© Copyright 2018 Fung Business Intelligence All rights reserved.

Though the Fung Business Intelligence endeavours to have information presented in this document as accurate and updated as possible, it accepts no responsibility for any error, omission or misrepresentation. Fung Business Intelligence and/or its associates accept no responsibility for any direct, indirect or consequential loss that may arise from the use of information contained in this document.