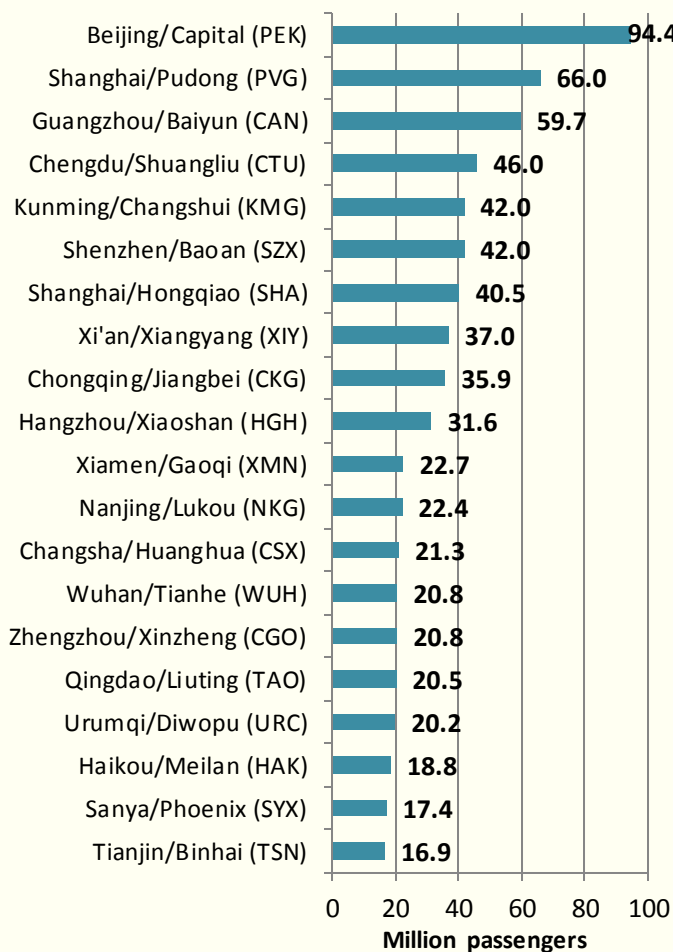


China's Airports and Air Traffic (2016)


Business Policy and City Clusters in China
December 2017

FUNG BUSINESS INTELLIGENCE

China's top 20 busiest airports by passenger traffic (2016)*



China's top 20 busiest airports by cargo traffic (2016)*

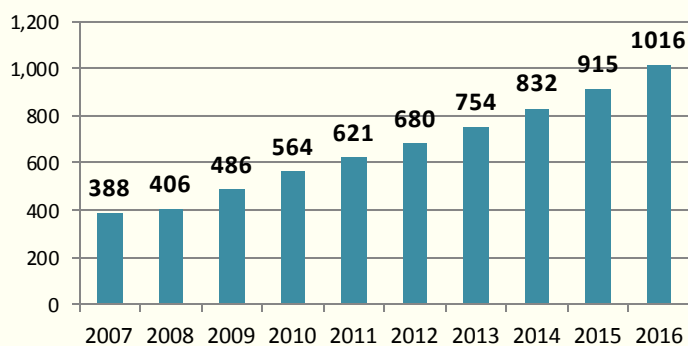


Data source: Civil Aviation Administration of China, 2017, "2016 Public Airport Throughput Ranking".

*Note: Data not include Hong Kong, Macau and Taiwan

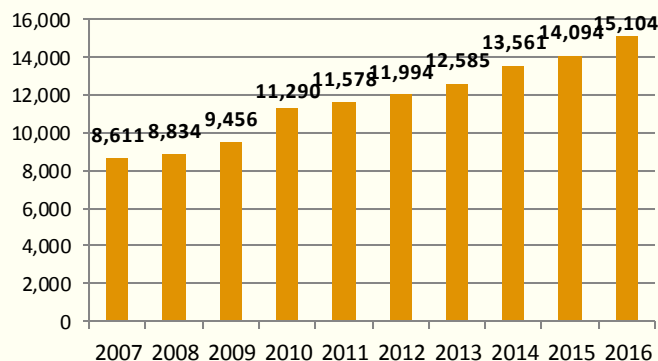
China's total airport passenger traffic (2007-2016)*

(million passengers)



China's total airport cargo traffic (2007-2016)*

(thousand tonnes)



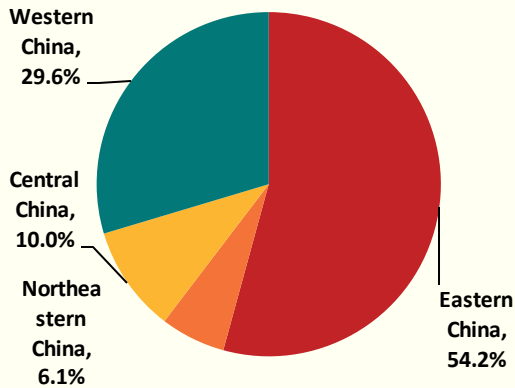
*Note: Data not include Hong Kong, Macau and Taiwan

Data source: Civil Aviation Administration of China, 2017, "Civil Aviation Development Report" for year 2016, 2015 and 2011.

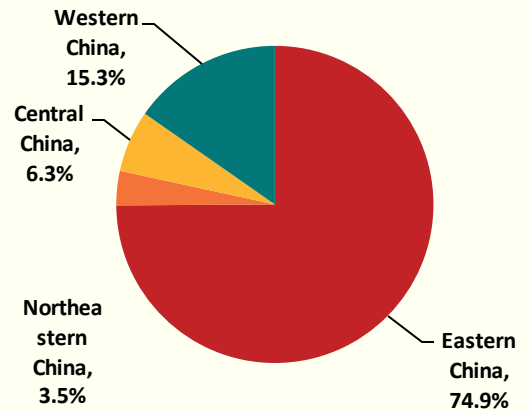
China's Airports and Air Traffic (2016)

FUNG BUSINESS INTELLIGENCE

Regional composition of China's total airport passenger traffic (2016)*



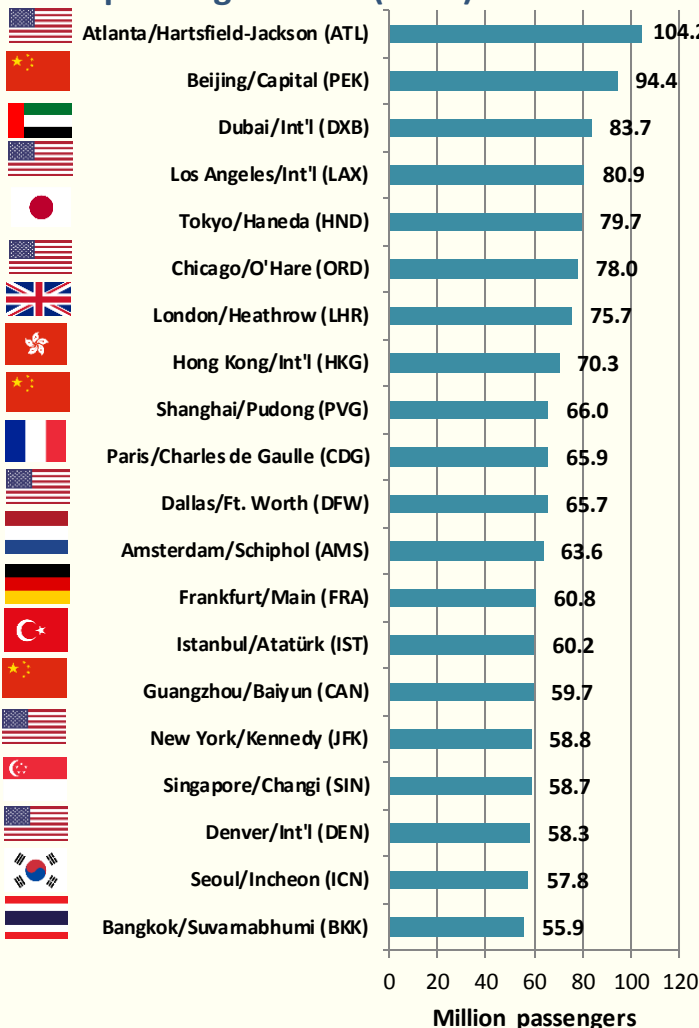
Regional composition of China's total airport cargo traffic in (2016)*



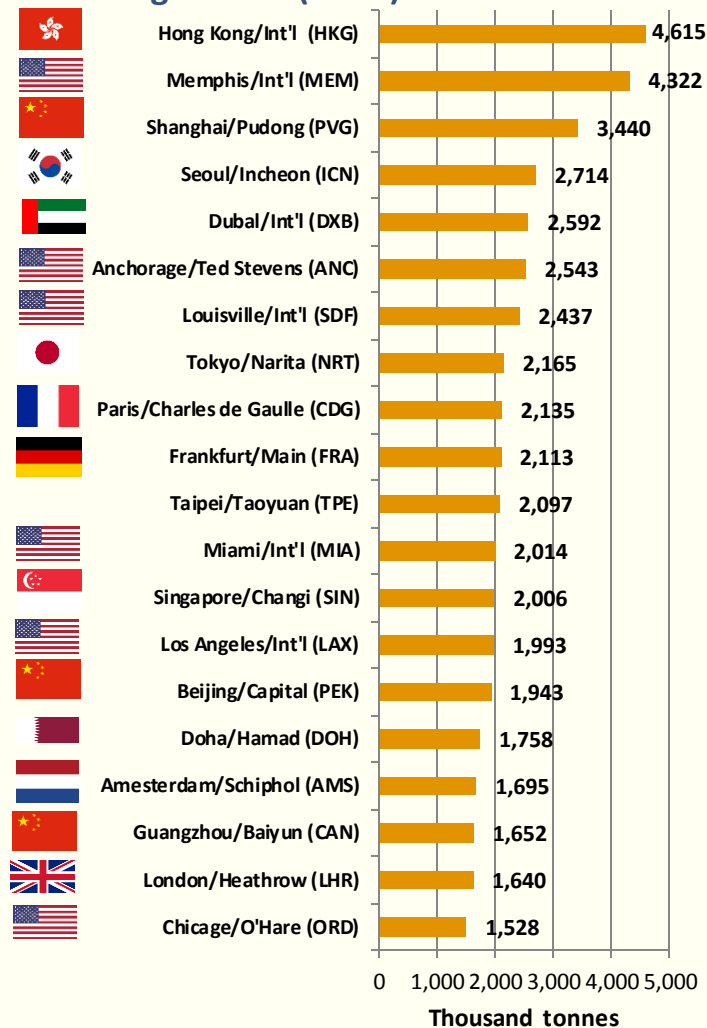
*Note: Data not include Hong Kong, Macau and Taiwan

Data source: Civil Aviation Administration of China, 2017, "Civil Aviation Development Reports 2016".

The world's top 20 busiest airports by passenger traffic (2016)



The world's top 20 busiest airports by cargo traffic (2016)



Data source: Airport Council International, 2017, "Preliminary 2016 world airport traffic rankings".

© Copyright 2017 Fung Business Intelligence All rights reserved.

Though the Fung Business Intelligence endeavours to have information presented in this document as accurate and updated as possible, it accepts no responsibility for any error, omission or misrepresentation. Fung Business Intelligence and/or its associates accept no responsibility for any direct, indirect or consequential loss that may arise from the use of information contained in this document.